




COPY BOX

A Copy Box is a DOUBLE set of toys, presented to a child in a large container. The kind of toy you put in the copy box is relevant to the child's developmental needs. The idea is to play with your child by offering the box, WAITING to see what your child chooses to do, and then copying alongside your child with the duplicate piece of equipment, and copying your child's actions.

Copying is a very important skill to practise as it encourages eye contact and allows the adult and child to socialize together. It is good for children to take the lead in their play, and it provides valuable opportunities for adults to add simple language/gestures, and sometimes extend or develop the child's play skills.

A copy box could contain:

2 cars 	2 play cups 	2 dolls/teddies 	2 play spoons 	2 hairbrushes 
2 toothbrushes 	2 containers 	8 bricks 	2 shakers 	2 toy hammers 
2 blowers 	2 books 	2 balls 	2 hats 	2 scarves 

Who might benefit?

Copy boxes are particularly useful for children who tend to play on their own and don't easily respond to playful attention from adults or other children.

How to use

- Put together a copy box that's likely to interest the child you have in mind.
- Show the child the box and its contents.
- Get down onto the same level as the child- if he/she is on the floor sit there together.
- Sitting opposite will allow for more opportunities to make eye contact, but some children find it easier if the adult sits alongside.
- Follow the child's lead; copy what he or she does.
- Don't ask questions. Use brief. Simple language to describe what the child and you are doing e.g. "brushing hair".
- Some children may be more relaxed if you copy quietly.

What to watch for

- The child may look at you or show in some other way that they have noticed you are copying them.
- Once the child gets used to being copied in this way, he or she may keep looking at what you are doing.
- He or she may begin to pause and wait for you to copy. This is the beginning of turn taking,

What next

- Try adding a little something to the play, something similar to what the child's just done, then pause and see if he or she copies you.